



PREFORMED LINE PRODUCTS

Section 2 – COYOTE® Splice Case Series

Table of Contents	Page
COYOTE Splice Case	2-2
Capacities	2-4
Accessories	2-5
Tools.....	2-7
COYOTE Splice Case for Hi-Count Applications.....	2-8
COYOTE Splice Case (ADOBE™ Series).....	2-9
COYOTE Splice Case for Vault Applications	2-11



COYOTE® Splice Case

Value conscious and benefit-packed: The COYOTE Splice

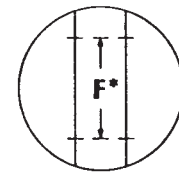
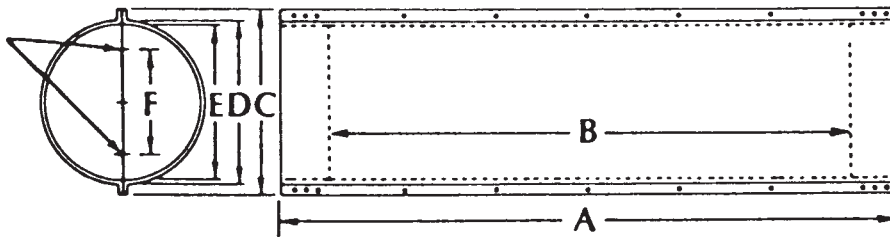
The COYOTE Splice Case combines the field-proven performance of the PREFORMED™ Splice Case (stainless steel) with the high capacity and craft-friendly COYOTE Fiber Management System to create a feature-packed splice case for demanding applications.

The COYOTE Splice Case family is designed for all applications (aerial, underground, buried and vault) and for all fiber optic types (loose tube, unitube, ADSS and OPGW). With sizes ranging from 4" x 25" (102 x 635 mm) to 12.5" x 38" (318 x 965 mm) and splicing capacities ranging from 24 fibers to 1728 fibers, nearly any splicing network configuration can be accommodated.

COYOTE®
FIBER OPTICS



Marks on End Plates denote usable area
of cable entrance holes.



Three-Section
End Plates

Dimensions (mm)						
Splice Case	A	B	C	D	E	F
4.0" x 25"	25.8" (655)	20.3" (516)	6.0" (152)	4.5" (114)	4.0" (102)	2.2" (56)
6.5" x 22"	22.0" (558)	16.2" (412)	9.25" (235)	7.0" (178)	6.5" (165)	4.1" (104)
6.5" x 28"	28.4" (721)	22.7" (577)	9.25" (235)	7.0" (178)	6.5" (165)	4.1" (104)
6.5" x 38"	38.4" (975)	32.7" (831)	9.25" (235)	7.0" (178)	6.5" (165)	4.1" (104)
8.0" x 28"	28.4" (721)	22.7" (567)	10.5" (267)	8.5" (216)	8.0" (203)	5.6" (142)
8.0" x 38"	38.4" (975)	32.7" (831)	10.5" (267)	8.5" (216)	8.0" (203)	5.6" (142)
9.5" x 28"	28.4" (721)	21.6" (549)	12.5" (318)	10.0" (254)	9.5" (241)	7.1" (180)
9.5" x 38"	38.4" (975)	31.6" (813)	12.5" (318)	10.0" (254)	9.5" (241)	7.1" (180)
9.5" x 45"	45.2" (1148)	38.6" (980)	12.5" (316)	10.0" (254)	9.5" (241)	7.1" (180)
12.5" x 28"	28.4" (721)	21.6" (549)	15.5" (394)	13.0" (330)	12.5" (318)	9.3" (236)
12.5" x 38"	38.4" (975)	31.6" (803)	15.5" (394)	13.0" (330)	12.5" (318)	9.3" (236)

COYOTE® Splice Case

COYOTE Splice Case Ordering Chart	
Catalog Number	Description (mm)
8006548	4"x 25" (102 x 635), for unitube applications, includes two (2) Two-Section End Plates, and one (1) Mainframe.
8006549	4"x 25" (102 x 635), DLX, for unitube applications, includes one (1) Two-Section End Plate with three grounding inserts, one (1) Two-Section End Plate, one (1) Mainframe, one (1) Transport Tube Kit, and three (3) "L" Brackets.
8006550	6.5"x 22" (165 x 559), for unitube applications, butt splice only, includes one (1) Two-Section End Plate, one (1) Three-Section End Plate, one (1) Transition Assembly, and one (1) Transport Tube Kit.
8006551	6.5"x 22" (165 x 559), DLX, for unitube applications, butt splice only, includes one (1) Two-Section End Plate, one (1) Three-Section End Plate with six grounding inserts, one (1) Transition Assembly, one (1) Transport Tube Kit, and four (4) "L" Brackets.
8006615	6.5"x 22" (165 x 559), for buffer tube applications, butt splice only, includes one (1) Two-Section End Plate, one (1) Three-Section End Plate, and one (1) Storage Assembly.
8006616	6.5"x 22" (165 x 559) DLX, for buffer tube applications, butt splice only, includes one (1) Two-Section End Plate, one (1) Three-Section End Plate with six grounding inserts, one (1) Storage Assembly, and four (4) "L" Brackets.
8006552	6.5"x 28" (165 x 711), for unitube applications, includes one (1) Two-Section End Plate, one (1) Three-Section End Plate, one (1) Transition Assembly, and one (1) Transport Tube Kit.
8006553	6.5"x 28" (165 x 711) DLX, for unitube applications, includes one (1) Two-Section End Plate, one (1) Three-Section End Plate with six grounding inserts, one (1) Transition Assembly, one (1) Transport Tube Kit, and four (4) "L" Brackets.
8006617	6.5"x 28" (165 x 711), for buffer tube applications, includes one (1) Two-Section End Plate, one (1) Three-Section End Plate, and one (1) Storage Assembly.
8006618	6.5"x 28" (165 x 711) DLX, for buffer tube applications, includes one (1) Two-Section End Plate, one (1) Three-Section End Plate with six grounding inserts, one (1) Storage Assembly, and four (4) "L" Brackets.
8006656	6.5"x 28" (165 x 711) DLX - Express version, for buffer tube applications, includes one (1) Two-Section End Plate, one (1) Three-Section End Plate with six grounding inserts, one (1) Storage Assembly, and four (4) "L" Brackets.
8006625	8"x 28" (203 x 711) DLX, for unitube applications, includes one (1) Two-Section End Plate, one (1) Three-Section End Plate with six grounding inserts, one (1) Transition Assembly, one (1) Transport Tube Kit, and four (4) "L" Brackets.
8006626	8"x 28" (203 x 711) DLX, for buffer tube applications, includes one (1) Two-Section End Plate, one (1) Three-Section End Plate with six grounding inserts, one (1) Storage Assembly, and four (4) "L" Brackets.
8006657	9.5"x 28" (241 x 711) DLX, for unitube applications, includes one (1) Two-Section End Plate, one (1) Three-Section End Plate with six grounding inserts, one (1) Transition Assembly, and one (1) Transport Tube Kit, and four (4) "L" Brackets.
8006627	9.5"x 28" (241 x 711) DLX, for buffer tube applications, includes one (1) Two-Section End Plate, one (1) Three-Section End Plate with six grounding inserts, one (1) Storage Assembly, and four (4) "L" Brackets.
8006755	9.5"x 38" (241 x 975) DLX, for unitube/buffer tube applications, includes one (1) Two-Section End Plate, one (1) Three-Section End Plate with six grounding inserts, one (1) Transition/Buffer Storage Assembly, and four (4) "L" Brackets.
8006628	9.5"x 45" (241 x 1143) DLX, for buffer tube applications, includes one (1) Two-Section End Plate, one (1) Three-Section End Plate with six grounding inserts, one (1) Dual Buffer Tube Storage Assembly, and four (4) "L" Brackets.
8006753	12.5"x 28" (318 x 711) DLX for buffer tube applications, includes one (1) assembled Three-Section End Plate, one (1) Three-Section End Plate with eight grounding inserts, one (1) Dual Tube Storage Assembly, and six (6) "L" Brackets.
8006752	12.5"x 28" (318 x 711) DLX for unitube applications, includes one (1) assembled Three-Section End Plate, one (1) Three-Section End Plate with eight grounding inserts, one (1) Dual Transition Assembly, one (1) Transport Tube Kit and six (6) "L" Brackets.
8006702	12.5"x 38" (318 x 975) DLX, for buffer tube applications, includes one (1) assembled Three-Section End Plate, one (1) Three-Section End Plate with eight grounding inserts, one (1) Dual Tube Storage Assembly, and six (6) "L" Brackets.
8006703	12.5"x 38" (318 x 975) DLX, for unitube applications, includes one (1) assembled Three-Section End Plate, one (1) Three-Section End Plate with eight grounding inserts, one (1) Dual Transition Assembly, one (1) Transport Tube Kit and six (6) "L" Brackets.



COYOTE® Splice Case Capacities

Splice Tray Catalog Number	Description	Useable Connectors	Type	Splice Capacity Per Tray	Max. No. of Trays Per Closure	Max. Closure Splice Capacity
4" x 25" (102 x 635 mm) COYOTE Splice Case						
8001021	12 Count Single Fiber	Protected Fusion Single Mechanical	S	12	2	24
8001044	18 Count Single Fiber	Protected Fusion Single Mechanical	S	18	2	36
8001022	12 Count Single Fiber	Protected Fusion Single Mechanical	A	18	2	36
8001041	12 Count Mechanical	3M Fibrlok Siecor Lightbridge	S	12	2	24
8001098	12 Count Mechanical	3M Fibrlok Siecor Lightbridge	A	12	2	24
8001085	Mass Fusion	Protected Mass Fusion	S	36	2	72
6.5" x 22" (165 x 559 mm) and 6.5" x 28" (165 x 711 mm) COYOTE Splice Case						
80805514	36 Count Elastomer Blocks	Protected Fusion Single Mechanical		36	5	180
8001127	36 Count	Single Fusion		36	6	216
80805146	Ribbon Fiber Splice Tray	Protected Mass Single Mechanical		144	2	288
8" x 28" (203 x 711 mm) COYOTE Splice Case						
80805514	36 Count Elastomer Blocks	Protected Fusion Single Mechanical		36	6	216
8001127	36 Count	Single Fusion		36	8	288
80805146	Ribbon Fiber Splice Tray	Protected Mass Fusion		144	4	576
9.5" x 28" (241 x 741 mm) COYOTE Splice Case						
80805514	36 Count Elastomer Blocks	Protected Fusion Single Mechanical		36	10	360
8001127	36 Count	Single Fusion		36	13	468
80805146	Ribbon Fiber Splice Tray	Protected Mass Fusion		144	6	864
9.5" x 38" (241 mm x 1 m) COYOTE Splice Case						
80805514	36 Count Elastomer Blocks	Protected Fusion Single Mechanical		36	20	720
8001127	36 Count	Single Fusion		36	26	936
80805146	Ribbon Fiber Splice Tray	Protected Mass Fusion		144	9	1296
9.5" x 45" (241 mm x 1.1 m) COYOTE Splice Case						
80805514	36 Count Elastomer Blocks	Protected Fusion Single Mechanical		36	18	648
8001127	36 Count	Single Fusion		36	24	864
12.5" x 28" (318 mm x 741 mm) COYOTE Splice Case						
80805514	36 Count Elastomer Blocks	Protected Fusion Single Mechanical		36	16	576
8001127	36 Count	Single Fusion		36	21	756
80805146	Ribbon Fiber Splice Tray	Protected Mass Fusion		144	10	1440
12.5" x 38" (318 mm x 1 m) COYOTE Splice Case						
80805514	36 Count Elastomer Blocks	Protected Fusion Single Mechanical		36	24	864
8001127	36 Count	Single Fusion		36	32	1152
80805146	Ribbon Fiber Splice Tray	Protected Mass Fusion		144	12	1728

(A) signifies an ADOBE™ Splice Tray

(S) signifies a standard thermal-formed splice tray

(M) signifies a metallic splice tray

NOTE: Maximum number of trays per closure and closure capacity for 6.5" x 28" DLX Express version (Cat. No. 8006656) are reduced by 50 percent.

COYOTE® Splice Case Accessories

End Plates (one per kit)	
Catalog Number	Description (mm)
8003277	4.0" (102) Standard Two-Section End Plate Kit
80804985	4.0" (102) DLX Two-Section End Plate Kit with three (3) Grounding Inserts and three (3) "L" Brackets.
8003274	4.0" (102) DLX Two-Section End Plate Kit with one (1) 1/2" (13) factory-installed Cable Ports [0.56 (14 mm) max. cable], three (3) Grounding Inserts, and three (3) "L" Brackets.
8003275	4.0" (102) DLX Two-Section End Plate Kit with two (2) 1/2" (13) factory-installed Cable Ports [0.56 (14 mm) max. cable], two (2) Grounding Inserts, and two (2) "L" Brackets. (No space for field-drilled cable entries.)
8003252	6.5" (165) Standard Two-Section End Plate Kit
8000361	6.5" (165) Standard Three-Section End Plate Kit
80804986	6.5" (165) DLX Three-Section End Plate Kit with six (6) Grounding Inserts and four (4) L-Brackets.
8003282	8.0" (203) Standard Two-Section End Plate Kit
8003396	8.0" (203) DLX Three-Section End Plate Kit with six (6) Grounding Inserts and four (4) L-Brackets.
8003283	9.5" (241) Standard Two-Section End Plate Kit
8003397	9.5" (241) DLX Three-Section End Plate Kit with six (6) Grounding Inserts and four (4) L-Brackets.
8003537	12.5" (318) DLX Three-Section End Plate Kit with eight (8) Grounding Inserts and six (6) L-Brackets.

Future Cable Port Kits

Future Cable Port COYOTE Splice Cases (all sizes)	
Catalog Number	Description (mm)
8003412	3/4" (19) Future Cable Port Kit, Includes: Future Cable Port, Plug and Clamp. For installation of Future Cable Port during initial assembly of end plate. Max. Cable is 0.8" (20) diameter.
8003413	1" (25) Future Cable Port Kit, includes: Future Cable Port, Plug and Clamp. For installation of Future Cable Port during initial assembly of end plate. Max. Cable is 1.0" (25) diameter.
8003420	Future Cable Port Installation Kit, Includes: LOCK-TAPE™ Sealant, Bead Sealant, L-Bracket and Bolt. Required for preparation of Future Cable.
8003421	3/4" (19) Future Cable Port/Cable Installation Kit. Complete Kit includes: Catalog #800412 and Catalog # 8003420
8003422	1" (25) Future Cable Port/Cable Installation Kit. Complete Kit Includes: Catalog #8003413 and Catalog # 8003420



Future Cable Ports allow the addition of branch cables



Unitube and Buffer Tube Storage Compartments	
Catalog Number	Description (mm)
80805150	Transition Assembly for 4.0" (102) x 25" (635) COYOTE Splice Case
80805690	Transition Compartment Kit for 6.5" (165) x 22" (559) COYOTE Splice Case
80805691	Loose Buffer Tube Storage Assembly for 6.5" (165) x 22" (559) COYOTE Splice Case
80805571	Transition Compartment Kit for 6.5" (165) x 28" (635) COYOTE Splice Case
80805574	Loose Buffer Tube Storage Assembly for 6.5" (165) x 28" (635) COYOTE Splice Case
80805913	Loose Buffer Tube (Express) Storage Assembly for 6.5" (165) x 28" (635) COYOTE Splice Case.
80805812	Transition Compartment Kit for 8.0" (203) x 28" (635) COYOTE Splice Case
80805814	Loose Buffer Tube Storage Assembly for 8.0" (203) x 28" (635) COYOTE Splice Case
80805815	Loose Buffer Tube Storage Assembly for 9.5" (241) x 28" (635) COYOTE Splice Case
80805915	Transition Compartment Kit for 9.5" (241) x 28" (635) COYOTE Splice Case
80805801	Dual Loose Buffer Tube Storage Assembly for 9.5" (241) x 45" (1.1) COYOTE Splice Case
80806629	Loose Buffer Tube Storage Assembly for 12.5" (318) x 28" (635) COYOTE Splice Case
80806704	Transition Compartment Kit for 12.5" (318) x 28" (635) COYOTE Splice Case



Transition Compartment and Splice Tray for a 4" x 25" (102 x 635 mm) COYOTE Splice Case



Buffer Tube Management System for a 6.5" x 22" (165 x 559 mm) COYOTE Splice Case

End Plate Grommet Kits for Drillable End Plates

COYOTE End Plate Grommet Kits – 9.5" (241) and 12.5" (318) Only				
Catalog Number	Hole Pattern	Entries	Accepted Cable Diameter Range Inches (mm)	Blade Size
8003622 (Blue)		4	.20 - .27 (5 - 7)	H
8003623 (Red)		4	.27 - .31 (7 - 8)	H
8003586 (Green)		4	.31 - .38 (8 - 10)	J
8003588 (Green)		6	.31 - .38 (8 - 10)	K
8003583 (Orange)		2	.38 - .43 (10 - 11)	G
8003584 (Orange)		4	.38 - .43 (10 - 11)	J
8003573 (Orange)		5	.38 - .43 (10 - 11)	K
8003585 (Light Blue)		4	.43 - .48 (11 - 12)	J
8003660 (Light Blue)		4	Corning SST	G



COYOTE® Splice Case Accessories

Mounting Bracket/Supports	
Catalog Number	Description
8003426	Adjustable Aerial Hanger Bracket Kit
8003156	Aerial Strand Clamps (set of two)
8003527	Manhole Support Kit (both ends of Splice Case)
8003472	Vertical Mounting Bracket for 6.5", 8" and 9.5" Splice Cases



Adjustable Aerial Hanger Brackets



Manhole Support Kit

Installation Materials	
Catalog Number	Description (mm)
80805238	C-Cement, 1 oz. tube
80802377	C-Cement, 4 oz. can
80803448	Moisture Blocking Sealant, 3 oz. tube
8003490	Felt Strips (blue) 1-1/8" (29) x 9" (229), 6 strips
80802567	LOCK-TAPE™ Sealant, 3/4" W x 12' L (19 W x 3.7 L)
80801954	LOCK-TAPE™ Sealant, 2-1/2" W x 12' L (64 W x 3.7 L)
80801955	LOCK-TAPE™ Sealant, 3" W x 12' L (76 W x 3.7 L)
8003092	Fusion Splice Protectors, Non-heat Shrink 250/250 Micron, pack of 20
8003425	Mass Fusion Splice Protectors, pack of 12
8003509	60 mm Heat Shrink Splice Protectors, pack of 12



External Isolation Terminal

Bonding and Grounding Materials	
Catalog Number	Description (mm)
8003416	Isolated Strength Member Bracket Kit, two per kit.
8003463	External Isolation Terminal Kit, Includes: two (2) Isolation Terminals with 7" (178) long, #6 Cable Stub and Splice Sleeve.
8003464	External Isolation Terminal Kit, Includes: two (2) Isolation Terminals with 7" (178) long, #6 Cable Stub and Quick Disconnect.
8003465	Quick Disconnect Kit, two per kit
80806759	External Isolation Connector for COYOTE Splice Cases
80803989	Fiber Optic Shield Connector, 3M #4460/D/FO, 1 each, RUS Listed
80806743	Fiber Optic Shield Connector [up to 0.5" (13) cables]
80806744	Fiber Optic Shield Connector [up to 0.5"-0.8" (13-20) cables]
80806745	Fiber Optic Shield Connector [up to 0.8"-1.6" (20-41) cables]
8003281	External Bond Clip Kit, two per kit
80806179	Bonding Braid, 0.5" x 7" (13 x 178) with eyelets spaced at 6" (152) apart

Misc. Accessories	
Catalog Number	Description (mm)
8003175	Strength Member Bracket Kit, four per kit
8003176	Transport Tube Kit (8 tubes, 34" [864] long)
8003280	Transition Tube Kit, used to transition fiber from the top seam of the End Plate to the transition compartment
8003411	Green Sealant Kit (required for OPGW applications)
80806439	Transport Tube Kit (0.25" [6] O.D. Tube, 34" [864] long), includes six tubes, used for 24-fiber ribbon applications
80805937	Air Valve for Stainless Steel Cases

COYOTE® Splice Case – Tools

Power End Plate Cutter and Accessories		
Catalog Number	Description	Standard Carton Qty.
8000452	Power End Plate Cutter (only)	1 Unit
8000454	Power End Plate Cutter and Case with Blade Kit	1 Kit
8000455	Power End Plate Cutter with Blade Kit	1 Kit
8000445	Carrying Case	1 Unit
8000453	Blade Kit (Blades A-Z)	1 Set
8000417A-DD	Individual Blades (A-DD)	1 Unit
80803377	Cutting Blade Adapter	1 Unit
80851659	Electric Drill With Socket	1 Unit
80801944	Drill Motor Adapter (For other than PREFORMED Drill)	1 Unit
8000468	Power End Plate Cutter Lift Kit, allows drilling of 9.5" and 12.5" End Plates with future cable entry ports	1 Set

Power End Plate Cutter Kit – 8000454

The Power End Plate Cutter comes standard with 26 blades from .375" (10 mm) up to 3.50" (89 mm) in diameter (4 additional blades for larger sizes are available for holes up to 4.00" [102 mm]). It provides a fast and convenient way for cutting precise cable access holes in the End Plates of PREFORMED re-enterable closures: Splice Case, FIBERLIGN Fiber Safe and FIBERLIGN Splice Case.

The complete Power End Plate Cutter Kit includes:

1. Power End Plate Cutter for use in drilling 4" to 12.5" (102 mm to 318 mm) PREFORMED End Plates.
2. Complete blade kit. Includes blades A through Z, drill motor adapter, CABLE Mea-SURE™ Tape, key for chuck adapter, areas for storing other parts and a complete label guide for reordering parts, all stored in a plastic case.
3. Metal Carrying Case for Power End Plate Cutter.



Carrying Case (8000445)



Blade Kit (8000453)



Power End Plate Cutter (8000452)



80801151

80803967

80803968

80803969

80801150

Socket Tool Kit Accessories		
Catalog Number	Description	Standard Carton Qty.
8000428	Socket tool kit (with torque wrench)	1 Unit
8000420	Socket tool kit (without torque wrench)	1 Kit
80803967	Torque wrench with ratchet head 3/8" drive	1 Unit
80803968	Ratchet type socket wrench 3/8" drive	1 Unit
80801150	7/16" deep well socket	1 Unit
80801151	1/2" deep well socket	1 Unit
80803969	6" extension	1 Unit

End Plate Removal Tool

The End Plate Removal Tool is made of durable galvanized steel. It is specially designed to facilitate End Plate removal from the cable during procedures that necessitate new End Plates, i.e. for use with the PREFORMED Splice Case.



Catalog Number
8000432



COYOTE® Hi-Count Splice Case



Up to 432 Single Fiber Splices in a Compact Size Splice Case

The **COYOTE Hi-Count Fiber Splice Case** uses a unique 24-count Splice Tray and Fiber Management System to accommodate up to 432 single fiber splices in a 9.5" x 28" Splice Case (241 x 711 mm).

The 24-Count Splice Tray utilized in the COYOTE Hi-Count Splice Case is specifically designed for the larger 24-Count buffer tubes commonly used in high count loose tube fiber cables. The splice blocks on the tray accept heat shrink protected fusion splices only.

Up to 18 splice trays are stored in the organizer assembly in a tilted arrangement to provide maximum storage capacity. Each splice tray snaps out of the organizer for easy access.

See pages 2-5 through 2-7 for End Plate, Future Cable Port Kits, Mounting Brackets and other common COYOTE Splice Case accessories and tools.

See page 2-2 for COYOTE Splice Case Dimensions.

COYOTE Hi-Count Splice Case Kit	
Catalog Number	Description (mm)
8006683	9.5" x 28" (241 x 711) COYOTE Hi-Count Splice Case Kit, Includes one Three-section DLX End Plate, one Two-section End Plate, Buffer Tube Storage Assembly and four L-Brackets

24-Count Splice Tray	
Catalog Number	Description
8003469	24-Count Splice Tray for Hi-Count COYOTE Splice Case (Heat-Shrink Protector Only)

Splice Tray: 9-1/4" L x 5-3/4" W x 11/32" H (235 L x 146 W x 9 H mm)					
Closure Catalog Number	Splice Tray Catalog Number	Usable Splice Protectors	Splice Capacity Per Tray	Max. Number of Trays Per Closure	Max. Closure Splice Capacity
8006683	8003469	Heat Shrink Only	24	18	432

COYOTE® Splice Case (ADOBE™ Series)



Low profile ADOBE™ Series Splice Trays allow more splices to be stored in groups of 12 or 24

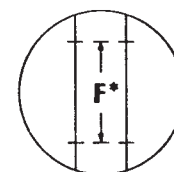
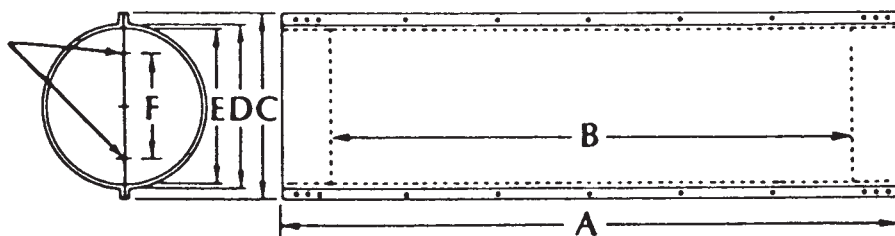
For applications which require a limited number of splices per splice tray, the COYOTE Splice Case configured for 12-Count or 24-Count ADOBE Splice Trays provides the answer. The low profile ADOBE Splice Trays combined with the versatile buffer tube management system of the COYOTE Splice Case, organize and protect the buffer tubes and fibers while maintaining maximum overall storage capacity.

See pages 2-5 through 2-7 for End Plate, Future Cable Port Kits, Mounting Brackets and other common COYOTE Splice Case accessories and tools.

COYOTE Splice Case (ADOBE Series) Kit

Catalog Number	Description (mm)
8006687	6.5" x 28" (165 x 711) COYOTE Splice Case Kit, configured for ADOBE-12 or ADOBE-24 Splice Trays. Includes: One Three-Section DLX End Plate, One Two-Section End Plate, Buffer Tube Storage Compartment and Four L-Brackets.
8006689	8.0" x 28" (203 x 711) COYOTE Splice Case Kit, configured for ADOBE-12 or ADOBE-24 Splice Trays. Includes: One Three-Section DLX End Plate, One Two-Section End Plate, Buffer Tube Storage Compartment and Four L-Brackets.
8006839	8.0" x 28" (203 x 711) COYOTE Express Splice Case Kit, configured for ADOBE-12 or ADOBE-24 Splice Trays. Includes: One Three-Section DLX End Plate, One Two-Section End Plate, Buffer Tube Storage Compartment and Four L-Brackets.
8006691	9.5" x 28" (241 x 711) COYOTE Splice Case Kit, configured for ADOBE-12 or ADOBE-24 Splice Trays. Includes: One Three-Section DLX End Plate, one Two-Section End Plate, Buffer Tube Storage Compartment and Four L-Brackets.
8006840	9.5" x 28" (291 x 711) COYOTE Express Splice Case Kit, configured for ADOBE-12 or ADOBE-24 Splice Trays. Includes: One Three-Section DLX End Plate, One Two-Section End Plate, Buffer Tube Storage Compartment and Four L-Brackets.
8006788	12.5" x 28" (318 x 711) COYOTE Splice Case Kit, configured for ADOBE-24 Splice Trays. Includes: one Three-Section DLX End Plate, one Two-Section End Plate, Buffer Tube Storage Compartment and Six L-Brackets.

Marks on End Plates denote usable area of cable entrance holes.



Three-Section End Plates

Dimensions (mm)

Splice Case	A	B	C	D	E	F
6.5" x 28"	28.4" (721)	22.7" (577)	9.25" (235)	7.0" (178)	6.5" (165)	4.1" (104)
8.0" x 28"	28.4" (721)	22.7" (567)	10.5" (267)	8.5" (216)	8.0" (203)	5.6" (142)
9.5" x 28"	28.4" (721)	21.6" (549)	12.5" (318)	10.0" (254)	9.5" (241)	7.1" (180)



COYOTE® Splice Case (ADOBE™ Series)

ADOBE Splice Trays	
Catalog Number	Description
8001122	ADOBE-12 Splice Tray (12-Count) with Heat Shrink Splice Block Includes: tray, cover, tie wraps, and felt strips
8001096	ADOBE-12 Splice Tray (12-Count) with Molded-In Splice Block Includes: tray, cover, tie wraps, and felt strips
8001120	ADOBE-12 Splice Tray — Blank Includes: tray, cover, tie wraps, and felt strips
8001121	ADOBE-24 Splice Tray (24-Count) with Heat Shrink Splice Block Includes: tray, cover, tie wraps, and felt strips
8001119	ADOBE-24 Splice Tray — Blank Includes: tray, cover, tie wraps, and felt strips

ADOBE-12 Splice Trays are 13" (330 mm) L x 3-15/16" (100 mm) W x 15/16" (9 mm) H

ADOBE-24 Splice Trays are 13" (330 mm) L x 4-3/4" (121 mm) W x 11/32" (9 mm) H

Capacity					
Splice Tray Catalog Number	Closure (mm)	Usable Splice Protectors	Splice Capacity per Tray	Max. Number of Trays per Closure	Max. Closure Splice Capacity
8001122	6.5" x 28" (165 x 711)	Heat Shrink Only	12	12	144
8001096		Protected Fusion	12	12	144
8001121	8.0" x 28" (203 x 711)	Heat Shrink Only	24	8	192
8001122		Heat Shrink Only	12	16	192
8001096		Protected Fusion	12	16	192
8001121	9.5" x 28" (241 x 711)	Heat Shrink Only	24	12	288
8001122		Heat Shrink Only	12	18	216
8001096		Protected Fusion	12	18	216
8001121	12.5" x 28" (318 x 711)	Heat Shrink Only	24	14	336
8001121		Heat Shrink Only	24	18	432

For 9.5" x 28" (241mm x 721mm) Splice Case with 24 splices per splice tray, also see COYOTE Hi-Count Splice Case (page 2-8).

Note: Maximum number of trays per closure and closure capacity for Express versions (8006839 and 8006840) are reduced by 50 percent.


COYOTE® Splice Case for Vault Applications

Meets fire resistance requirements for vault applications

COYOTE Splice Case for vault applications meets the requirements of Bellcore GR-771-CORE.

Each kit contains two fire retardant Three-Section End Plates for typical in-line vault application. Additional fire resistant tape is provided to cover the cables where they enter the end plates.

The Organizer included with each Splice Case accommodates standard COYOTE Splice Trays. For capacities see COYOTE Splice Case Capacities on page 2-4. Unitube versions include transport tubes in kit.



Catalog Number	Description (mm)
8006760	6.5" x 28" (165 x 711) COYOTE Splice Case for vault applications, unitube version
8006767	6.5" x 28" (165 x 711) COYOTE Splice Case for vault applications, buffer tube version
8006761	8.0" x 28" (203 x 711) COYOTE Splice Case for vault applications, unitube version
8006766	8.0" x 28" (203 x 711) COYOTE Splice Case for vault applications, buffer tube version
8006762	9.5" x 28" (241 x 711) COYOTE Splice Case for vault applications, unitube version
8006764	9.5" x 28" (241 x 711) COYOTE Splice Case for vault applications, buffer tube version
8006763	9.5" x 38" (241 x 965) COYOTE Splice Case for vault applications, unitube/buffer tube version

Factory drilling of End Plates is available at no additional charge.